

















































Miro Fantasy Skyscapes

from Miro based from 2003 P303

He was a Surrealist painter. He tried not to think too much about what the picture would look like, instead, let emotions and imagination take over. Follow the directions below to create your own surrealist skycape.

	1st Roll	2nd Roll	3rd Roll	4th Roll	5th Roll	6th Roll
Large Shape						
						
						
						
						
						
						

- ① Roll the dice and pick a large shape to add to your paper. Draw it BIG!
- ② Add 3 horizontal and 3 vertical lines intersecting the large shape.
- ③ Add 1-5 of each of the shapes you had on in the next 4 rolls.
- ④ Add 4-6 more shapes that you wish you had rolled.

www.expressivemonkey.com