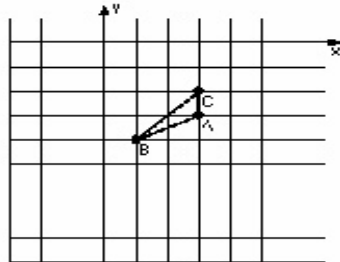


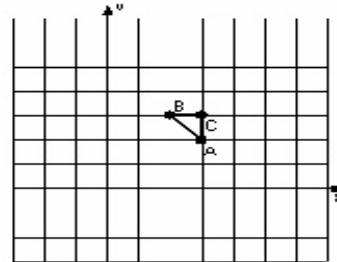
Dilations (E)

Instructions: Draw and label the dilated image for each triangle.
Label the center of dilation.

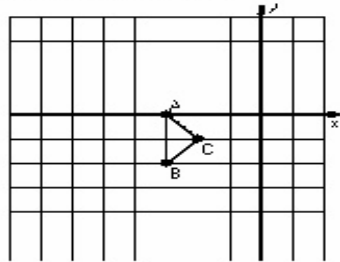
1) Dilation scale = 2, center $D(-1, 1)$



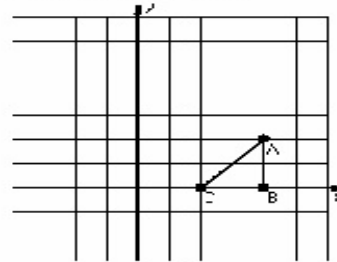
2) Dilation scale = 3, center $D(2, 2)$



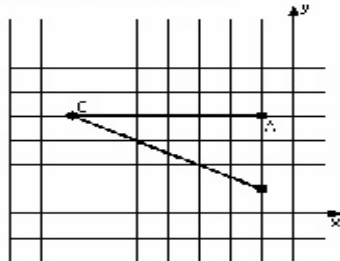
3) Dilation scale = 4, center $D(3, 1)$



4) Dilation scale = 1/2, center $D(3, 3)$



5) Dilation scale = 1/3, center $D(-2, 4)$



6) Dilation scale = 1/4, center $D(3, 1)$

