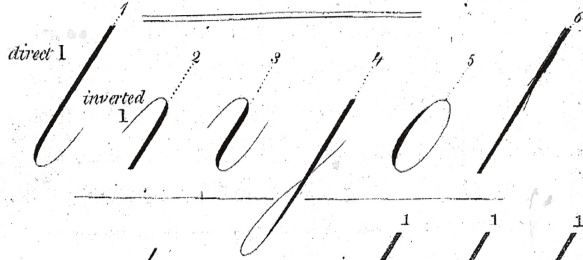




## THE PRINCIPAL STROKES



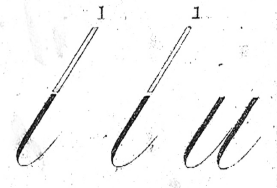
To form the *l*  
1<sup>st</sup> Draw the direct *l*  
2<sup>nd</sup> Continue the hair stroke up to the line  
3<sup>rd</sup> Add the reversed comma




1 From half the upper space draw the *t*  
2 On the center line cross it  
3 From the center line draw the *i*  
4 On the upper line place the period



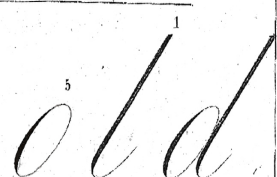
The *U* is formed of the lower parts of two direct *l*'s



The *O* and lower part of the direct *l* or *i* make *a*



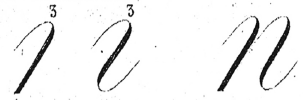
The *O* and direct *l* form the *d*



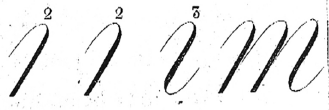
## FORMATION OF THE SMALL

### LETTERS.

To form the *N*  
The inverted and curved make the *N*



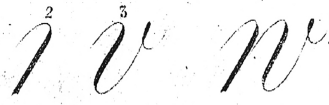
Two inverted *l*'s and the curved *l* make the *M*



The *V* is formed of the curved *l* and the reversed comma



The *W* is formed of the inverted *l* and the *v*



The *R* is formed of the inverted *l* and the reversed comma



The hair stroke of the *l*  
*v* *w* & *r* must end near the center of the space to prepare joining the next letter

