


Name _____

Date _____


CREATING AND SHADING WITH TEXTURE

Try to copy each texture example in the box next to it!




HATCHING

- Vertical lines
- Vary space of line to shade




STIPPLING

- Make dots with your pencil/pen
- More dots = darker
- Dots close together = darker




SCRIBBLE

- Circular motions with pencil
- Tighter/smaller the curl, darker it is



WOOD GRAIN

- Organic (curvy) shapes
- Lines loop around each other BUT DO NOT TOUCH
- Add lines in between, closer together to make dark



CROSS-HATCHING

- Diagonal lines going in opposite directions
- Can add vertical + horizontal lines
- Less lines as it gets lighter



SCUMBLING

- Short and random curvy marks
- More angular (pointy) than scribbles

