

Name \_\_\_\_\_

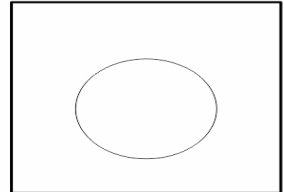
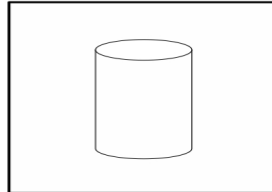
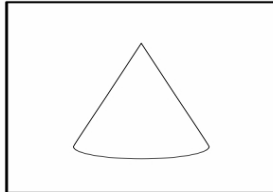
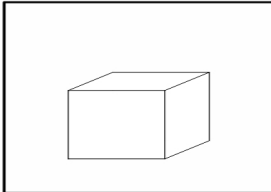
Date \_\_\_\_\_

# PEN DRAWING TECHNIQUES

Use different drawing techniques to shade each form below!

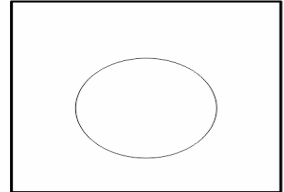
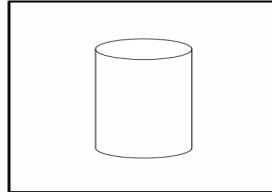
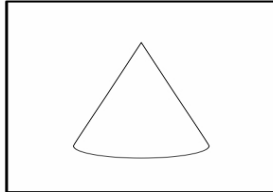
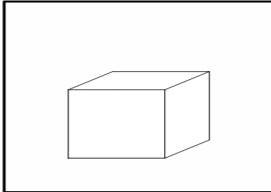
## HATCHING

Use parallel lines to create value. The closer the lines are, the darker the value becomes.



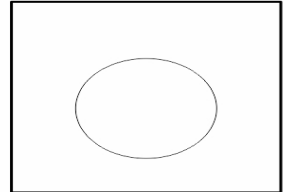
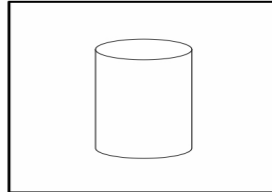
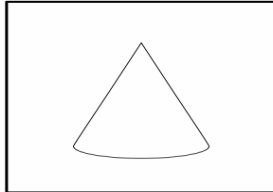
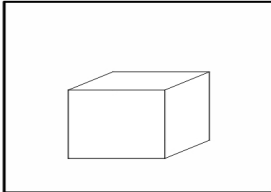
## CROSS-HATCHING

Use intersecting lines to create value. The closer the lines are, the darker the value becomes.



## SCRIBBLE

Use scribbly lines to create value. The closer the lines are, the darker the value becomes.



## STIPLING

Use dots to create value. The closer the dots are, the darker the value becomes.

