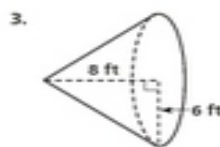
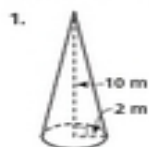


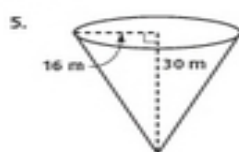
Practice 11-3

Surface Areas of Pyramids and Cones

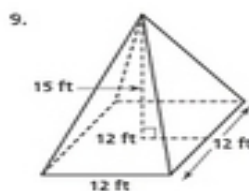
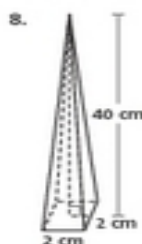
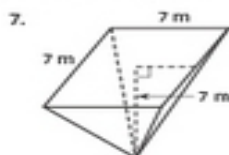
Find the lateral area of each cone to the nearest whole number.



Find the surface area of each cone in terms of π .



Find the lateral area of each regular pyramid to the nearest tenth.



Find the surface area of each regular pyramid to the nearest tenth.

