

Name _____ Date _____

Surface Area Of A Sphere

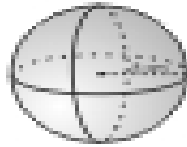
Example using 3.14 for pi.

$$SA = 4\pi r^2$$

$$SA = 4 \cdot 3.14 \cdot 8 \cdot 8$$

$$SA = 12.56 \cdot 64$$

$$SA = 803.84 \text{ cm}^2$$



Example when expressing in terms of pi.

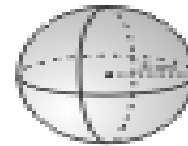
$$SA = 4\pi r^2$$

$$SA = 4 \cdot \pi \cdot 8 \cdot 8$$

$$SA = 4 \cdot \pi \cdot 64$$

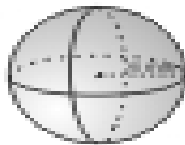
$$SA = 256 \cdot \pi$$

$$SA = 256\pi \text{ cm}^2$$

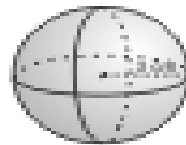


Directions: For the next 6 problems, find the surface area of each sphere. Use 3.14 for pi. Round each answer to the nearest tenth.

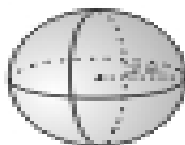
1)



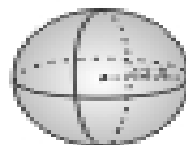
2)



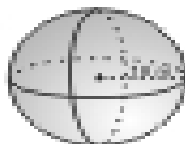
3)



4)



5)



6)

