


Name \_\_\_\_\_

Date \_\_\_\_\_



PROJECT 9

# Story Sequence



## Materials

- ✓ your book
- ✓ 5 index cards
- ✓ crayons or markers
- ✓ pencil
- ✓ glue or tape
- ✓ 2-inch by 24-inch paper strip


## Steps:

1. On one index card, write the title and author.
2. Choose four key events from your book.
3. On each of the remaining index cards, draw a picture of one event.
4. Write a label for each picture.
5. Arrange the cards in the order the events happened. (Put the title card at the top and the first event card directly below it.)
6. Glue or tape the index cards onto the paper strip.
7. Use the story sequence cards to help retell the story to another student.


## Story Sequence Example

Lon Po Po:  
A Red Riding Hood  
Story From China  
by Ed Young


The mother leaves to visit the grandmother, Shang, Tao, and Pao-tze are alone in the house.



A wolf pretends to be their grandmother coming for a visit and the children let him in.



Shang realizes he's a wolf and takes the other children into a ginkgo tree.



The children trick the wolf. He gets in a basket and they let him go.

