





















Homophones are words that sound the same but have different spellings and meanings.



Sound Alikes

Recognizing homophones

Help C.J. and Edison match the homophones. Draw lines between the picture words that sound alike but have different meanings.

 eight	 hair	 pair	 sun
 hare	 wreath	 sale	 glasses
 mail	 stake	 dinner	 pear
 moon	 man	 father and son	 flower
 steak	 knight	 flour	 sail



Cut out several pear shapes from paper. Write pair on one shape and pair on the other. Tell your child to make other pairs of homophones by writing words on the shapes. When a variety of homophones have been collected, work with your child to write interesting sentences using a homophone pair in each one. (Example: Five pairs of pears give you ten fruits in all.)