





















Homophones are words that sound the same but have different spellings and meanings.



Sound Alikes

Recognizing homophones

Help C.J. and Edison match the homophones. Draw lines between the picture words that sound alike but have different meanings.

| | | | |
|--|---|---|---|
|  eight |  hair |  pair |  sun |
|  hare |  wreath |  sale |  glasses |
|  mail |  stake |  dinner |  pear |
|  moon |  man |  father and son |  flower |
|  steak |  knight |  flour |  sail |



Cut out several pear shapes from paper. Write pair on one shape and pear on the other. Tell your child to make other pairs of homophones by writing words on the shapes. When a variety of homophones have been collected, work with your child to write interesting sentences using a homophone pair in each one. (Example: Five pairs of pears give you ten fruits in all.)