




# BEE ALPHABET!



1. Write the missing letters in the honeycomb!

2. Colour the picture. Colour all round parts yellow and all connected parts black.

3. How many letters do you see? How many letters do you not see? Colour and write.



4. Look at the line. What letters are missing? Write them in the honey pot!

5. Write down the letters in order. Write down the letters in order.

6. Colour the dots in the correct order and you will get a honey bee!

