






## EXERCISE 1

1. A group of children made this tally chart to show the colors they like best.

			
Red	Green	Yellow	Blue
Each  stands for 1 child.			

Study the tally chart.  
Then fill in the blanks.

- (a) \_\_\_\_\_ children like yellow best.  
(b) \_\_\_\_\_ children like blue best.  
(c) \_\_\_\_\_ more children like blue better than green.  
(d) \_\_\_\_\_ is the most popular color.  
(e) \_\_\_\_\_ is the least popular color.