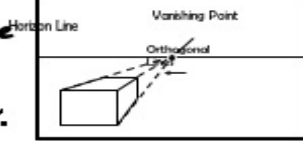
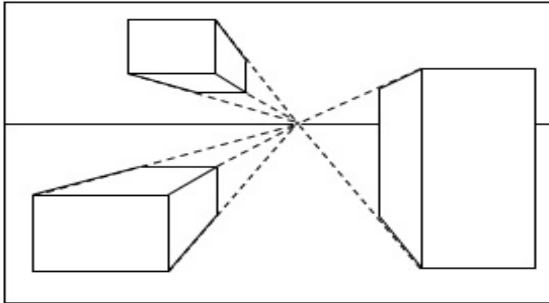


1 POINT Perspective



Perspective Vocabulary:

- Vanishing point:** the point in space perspective of which all imaginary lines of perspective converge. It is the point where the viewer is looking.
- Horizon Line:** the line that represents the viewer's eye level. Often it is the line at which the land and sky meet, but not always.
- Convergers or Orthogonal Lines:** the lines that make up the sides of an object in a perspective drawing that travel directly back to the vanishing point. These lines converge at the vanishing point.



© StanthoDeck Creative, LLC with permission from the author

1 Point Perspective: Box

1. Draw your paper horizontally.	2. Draw a horizon line across the top of the page.	3. Mark a vanishing point on the horizon line.
4. Draw a square on the left side of the page, below the horizon line.	5. Draw a line from the top right corner to the vanishing point. USE A STRAIGHT EDGE.	6. Decide how long the box will be. Draw a vertical line for that length on the left side.
7. Draw a vertical line that is parallel to the left side of the box. To make sure you are parallel, draw a line from the top left corner to the vanishing point.	8. To make sure you are parallel, draw a line from the top right corner to the vanishing point.	9. To make sure you are parallel, draw a line from the bottom right corner to the vanishing point.

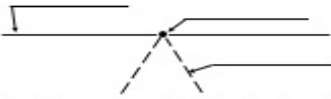
© StanthoDeck Creative, LLC with permission from the author

Name _____ Class _____ Date _____

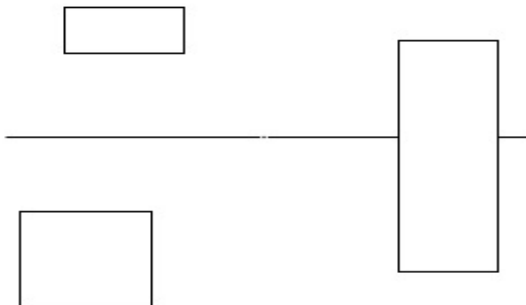
1 Point Perspective QUIZ



Label the diagram below with the appropriate perspective vocabulary words.



Draw the three boxes below correctly using 1 Point Perspective. It is up to you to decide how long the boxes will be, but they **MUST** end so you can show how to finish the box fully in perspective.

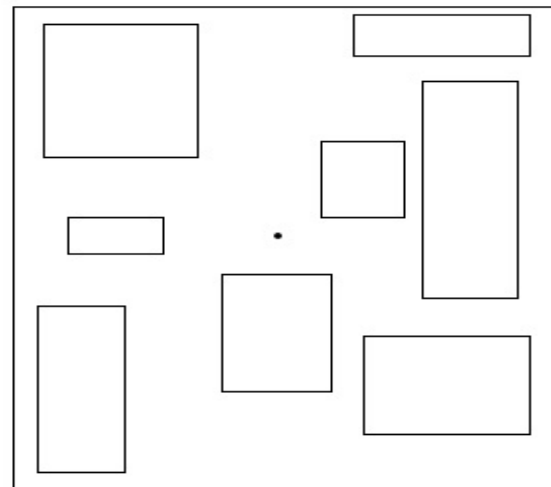


© StanthoDeck Creative, LLC with permission from the author

Name _____ Class _____ Date _____

1 Point Perspective Practice Worksheet

Draw a horizon line and a vanishing point in the middle of this page. Use 1 Point perspective to accurately draw the eight rectangles (traveling back in space to the vanishing point). It is up to you to decide how long the boxes will be, but they **MUST** end before the vanishing point so you can show how to finish the box in perspective.



© StanthoDeck Creative, LLC with permission from the author