

Name _____

Label Day
Community workers

Tools of the Trade



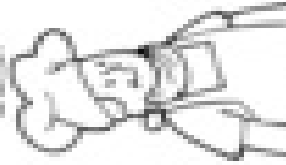
Cut




Glue to match the pictures with the workers.



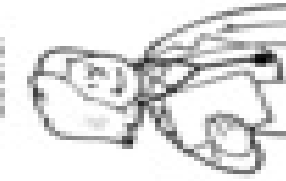
baker



farmer



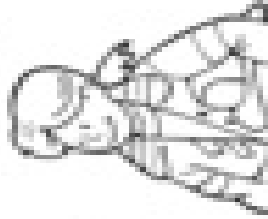
doctor




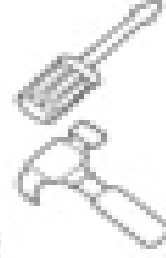
postal worker



freightier



Boxes for:
On the back of the paper,
draw 6 pictures of 6 workers who they
use the tools below. Then label your
pictures.



©2010 by Linda Ward Beech, Scholastic Teaching Resources