




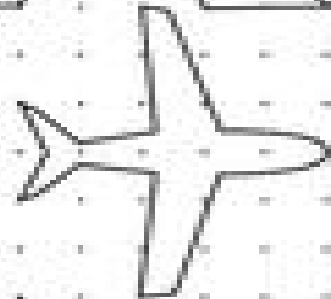





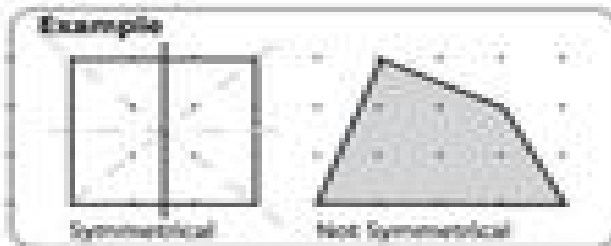

Symmetry

Name: _____

A shape has **symmetry** if you can fold it in half and both sides are **congruent**.

Directions:

- 1) If a shape is **symmetrical** draw a line of symmetry.
- 2) Shade the objects that are **asymmetrical** (NOT symmetrical).



Challenge: Many shapes have more than one line of symmetry. Can you draw more lines of symmetry?