




color:



red




yellow







blue



green



Count each shape. Graph the amount of each shape.

|   |  |  |  |  |  |
|---|--|--|--|--|--|
|  |  |  |  |  |  |
|  |  |  |  |  |  |
|  |  |  |  |  |  |
|  |  |  |  |  |  |