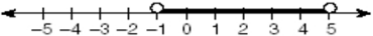

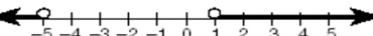
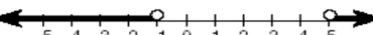
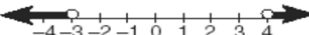





Name: \_\_\_\_\_

1 Which graph represents the solution set of the inequality  $x^2 - 4x - 5 < 0$ ?

- 010509b
- (1) 
- (2) 
- (3) 
- (4) 

2 Which graph represents the solution set of  $x^2 - x - 12 < 0$ ?

- 010318b
- (1) 
- (2) 
- (3) 
- (4) 

3 What is the solution of the inequality  $x^2 - x - 6 < 0$ ?

- 010904b
- (1)  $-3 < x < -2$                       (3)  $1 < x < 6$   
(2)  $-2 < x < 3$                       (4)  $-3 < x < 2$

4 What is the solution set of the inequality  $x^2 + 4x - 5 < 0$ ?

- 080713b
- (1)  $\{x \mid x < -1 \text{ or } x > 5\}$                       (3)  $\{x \mid -1 < x < 5\}$   
(2)  $\{x \mid x < -5 \text{ or } x > 1\}$                       (4)  $\{x \mid -5 < x < 1\}$

5 When a baseball is hit by a batter, the height of the ball,  $h(t)$ , at time  $t$ ,  $t \geq 0$ , is determined by the equation  $h(t) = -16t^2 + 64t + 4$ . For which interval of time is the height of the ball greater than or equal to 52 feet?

010231b