







Name _____ Class _____ Roll No. _____ Date _____

Chapter 1: Forces, work and energy

In each of the examples below, decide which type of force is being used.

Force = push, pull or twist

Examples	Type of force
(a) Tightening a lock 	
(b) Moving a trolley along 	
(c) The wood being pulled for 	
(d) Applying the brakes to stop a car 	
(e) Tightening a screw 	
(f) Turning a page 	
(g) A person walking the dog 