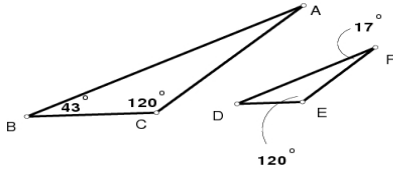


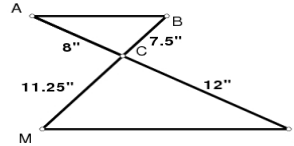
WORKSHEET - SIMILAR POLYGONS & TRIANGLES

Determine if each pair of triangles is similar. If they are similar, complete the similarity statement and state the method used to prove the similarity.

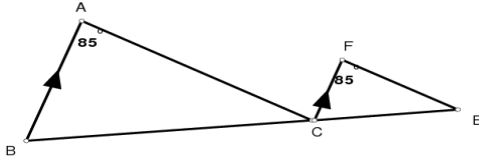
1)  $\triangle ABC \sim \triangle$  \_\_\_\_\_ by \_\_\_\_\_



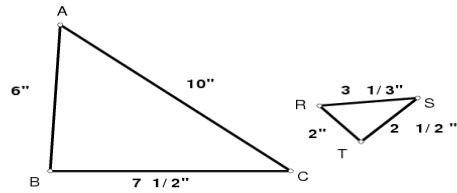
2)  $\triangle ABC \sim \triangle$  \_\_\_\_\_ by \_\_\_\_\_



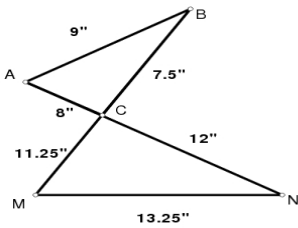
3)  $\triangle ABC \sim \triangle$  \_\_\_\_\_ by \_\_\_\_\_



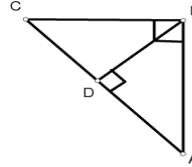
4)  $\triangle ABC \sim \triangle$  \_\_\_\_\_ by \_\_\_\_\_



5)  $\triangle ABC \sim \triangle$  \_\_\_\_\_ by \_\_\_\_\_



6)  $\triangle ABC \sim \triangle$  \_\_\_\_\_ by \_\_\_\_\_  
 $\triangle ABC \sim \triangle$  \_\_\_\_\_ by \_\_\_\_\_



SOLVE EACH OF THE FOLLOWING. DRAW A DIAGRAM WHERE NEEDED.

- 7) A Tower casts a shadow of 64 feet. A 6-foot tall pole near the tower casts a shadow 8 feet long. How tall is the tower?
- 8) A flag pole casts a shadow 3 meters long. A woman near the pole casts a shadow 0.75 meters long. The woman is 1.5 meters tall. How tall is the flag pole?