







Name _____

pumpkin picture graph

Read the picture graph and answer the questions.

| | |
|--------|--|
| Jake |  |
| Harry |  |
| Nicole |  |
| Liz |  |
| Marty |  |

Each  = 1 pumpkin

1. Marty had _____ pumpkin.
2. Harry had _____ pumpkins.
3. Jake had _____ pumpkins.
4. Liz had _____ pumpkins.
5. Nicole had _____ pumpkins.
6. Who had the most pumpkins? _____
7. Who had the fewest pumpkins? _____
8. Who had more pumpkins than Nicole? _____