



Two Point Perspective



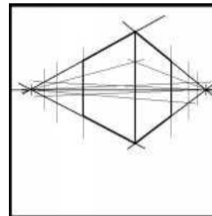
One-point perspective is great if you happen to be looking directly at the front of something, but what if your subject is turned to the side? Then you need two point perspective!

In two point perspective, there are two vanishing points on the horizon line. Every line except vertical ones will converge onto one of the two vanishing points.



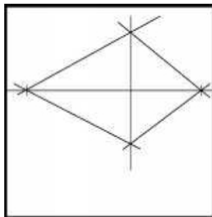
one

Let's say you want to draw a city block. Draw a horizon line, and place two vanishing points along it.



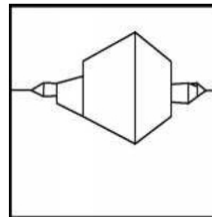
four

Now draw in guidelines to make other buildings on the block. Remember, every non-vertical line must converge on one of the two vanishing points.



two

Let's start with the first building. Draw a vertical line that will be the edge closest to you. Then draw the guidelines for the roof and bottom of the building.



five

Finally, erase the guidelines that you don't need, and get ready to add windows, cars, people, and whatever else fills your imagination