




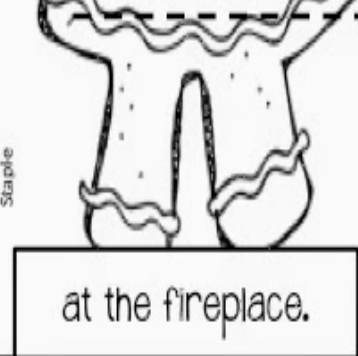


Christmas Flip Book

Make your own flip book by writing words or sentences in the blanks. Cut out strips and stack on top of one another. Staple where indicated. Cut on dotted lines. Open different pages to make silly people and sentences.

busybeespeech.blogspot.com

<p>Mrs. Claus</p>	<p>Jack Frost</p>	<p>Mister Scrooge</p>
<p>Staple</p>  <p>A line drawing of Mrs. Claus with a bun, wearing a dress and holding a glass.</p>	<p>Staple</p>  <p>A line drawing of Jack Frost with icicles on his arms and a snowflake on his chest.</p>	<p>Staple</p>  <p>A line drawing of Mister Scrooge with a large nose and a grumpy expression.</p>
<p>Staple</p> <p>kissed a snowman</p>	<p>Staple</p> <p>hung the hinsel</p>	<p>Staple</p> <p>roasted chestnuts</p>
<p>Staple</p>  <p>A line drawing of Mrs. Claus from the waist down, showing her skirt and shoes.</p>	<p>Staple</p>  <p>A line drawing of Jack Frost from the waist down, showing his boots and a pointed toe.</p>	<p>Staple</p>  <p>A line drawing of Mister Scrooge from the waist down, showing his pants and shoes.</p>
<p>under the mistletoe.</p>	<p>inside the skating rink.</p>	<p>at the fireplace.</p>