


























Tire and Wheel Patterns

1. Do you see a pattern? What comes next?
2. Cut out the boxes below.
3. Glue the correct picture in the box.

| | | | | |
|---|---|---|--|---|
|  |  |  |  | |
|  |  |  |  | |
|  |  |  |  | |
|  |  |  |  | |
|  |  |  |  | |
|  |  |  |  |  |