

Name: \_\_\_\_\_

Date: \_\_\_\_\_

### “Worksheet: Identifying Types of Triangles”

**PART I :** Match the name of the triangle with the triangle shown.

\_\_\_\_ Isosceles

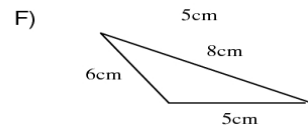
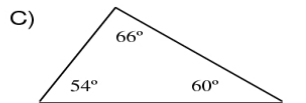
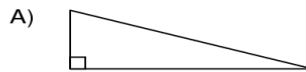
\_\_\_\_ Equilateral

\_\_\_\_ Scalene

\_\_\_\_ Acute

\_\_\_\_ Right

\_\_\_\_ Obtuse



**Part II :** Use the information above to answer the following:

If you were given the measurements of the angles and the sides of the triangles above, what two labels can you give to each triangle below?

Triangle A \_\_\_\_\_

Triangle D \_\_\_\_\_

Triangle E \_\_\_\_\_

Triangle F \_\_\_\_\_

**PART III :** Identify the type of triangle based on the following information

- A triangle with all sides and angles congruent \_\_\_\_\_
- A triangle with no sides congruent \_\_\_\_\_
- A triangle with one angle  $91^\circ$  \_\_\_\_\_
- A triangle with angles  $103^\circ$ ,  $20^\circ$ ,  $57^\circ$  \_\_\_\_\_
- A triangle with sides 11cm, 15cm, 11cm \_\_\_\_\_

**PART IV :** Design a right triangle that is also scalene. Do this design without using a protractor and only with a ruler.