

Name: _____

Date: _____

“Worksheet: Identifying Types of Triangles”

PART I: Match the name of the triangle with the triangle shown.

___ Isosceles

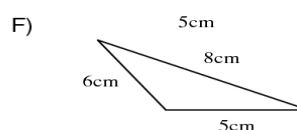
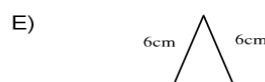
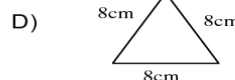
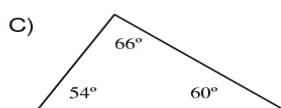
___ Equilateral

___ Scalene

___ Acute

___ Right

___ Obtuse



Part II: Use the information above to answer the following:

If you were given the measurements of the angles and the sides of the triangles above, what two labels can you give to each triangle below?

Triangle A _____

Triangle D _____

Triangle E _____

Triangle F _____

PART III: Identify the type of triangle based on the following information

- A triangle with all sides and angles congruent _____
- A triangle with no sides congruent _____
- A triangle with one angle 91° _____
- A triangle with angles 103° , 20° , 57° _____
- A triangle with sides 11cm, 15cm, 11cm _____

PART IV: Design a right triangle that is also scalene. Do this design without using a protractor and only with a ruler.