


Rectangular Prism
 Volume = lwh
 Surface Area = $2lw + 2lh + 2wh$




Parallelogram
 Area = bh
 Perimeter = $2a + 2b$




Cone
 Volume = $\frac{1}{3}\pi r^2 h$
 Surface Area = $\pi r^2 + \pi r l$



Square
 Perimeter = $4a$
 Area = a^2



Sphere
 Volume = $\frac{4}{3}\pi r^3$
 Surface Area = $4\pi r^2$




Circle
 Circumference = $2\pi r$
 Area = πr^2



Cylinder
 Volume = $\pi r^2 h$
 Surface Area = $2\pi r^2 + 2\pi rh$




Trapezoid
 Area = $\frac{1}{2}(b_1 + b_2)h$
 Perimeter = $a + b + c + d$



Cube
 Volume = lwh
 Surface Area = $2lw + 2lh + 2wh$




Rectangle
 Area = lw
 Perimeter = $2l + 2w$



Triangular Prism
 Volume = $\frac{1}{2}bh \cdot l$
 Surface Area = $2b + Ph$



Triangle
 Area = $\frac{1}{2}bh$
 Perimeter = $a + b + c$



3D Formulas

2D Formulas