






Name _____ Date _____

Rolling Rosters

Before beginning the competition at the Annual Energy Expo, participants must be grouped into teams according to the energy forms the participants represent. Read the team name and its description on each roster below. Then match each participant to its correct team.

| | |
|--|---|
|  <p>Team: Mechanical Energy Movers This team's energy is the form of kinetic energy that moving objects have.</p> <p>_____</p> <p>_____</p> |  <p>Team: Thermal Energy Heat This team's energy is formed by the rapid movement of molecules, which produces heat.</p> <p>_____</p> <p>_____</p> |
|  <p>Team: Electric Energy Engines This team's energy is formed by the movement of electrons.</p> <p>_____</p> <p>_____</p> |  <p>Team: Elastic Potential Energy Springs This is the stored energy of an object in which it is forced into a different shape but has the ability to return to its normal shape.</p> <p>_____</p> <p>_____</p> |
|  <p>Team: Gravitational Potential Energy Seters This is the potential energy an object has when it is in an elevated position.</p> <p>_____</p> <p>_____</p> | |

Participants

| | | | |
|------------------------|--------------------------|---------------------------|---------------------------------|
| a lightbulb | a glowing penny | a television | heat |
| a flying airplane | a rock on top of a cliff | flowing water | a stretched rubber band |
| an extended spring toy | water behind a dam | a balloon filled with air | a ball at the top of its bounce |
| heat from a furnace | a rolling bicycle | a computer | |

Bonus Step: Name two forms of energy not provided above. Then create a roster listing three participants for each team.