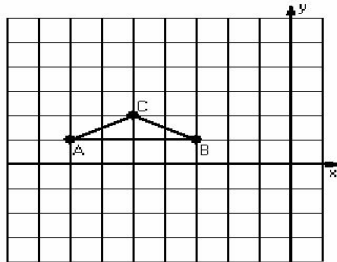


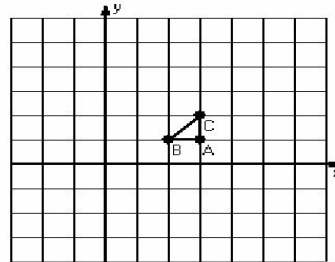
## Dilations (I)

Instructions: Draw and label the dilated image for each triangle.  
Label the center of dilation.

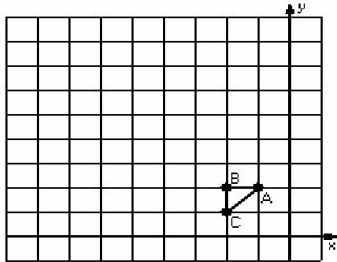
1) Dilation scale = 2, center D(-6,2)



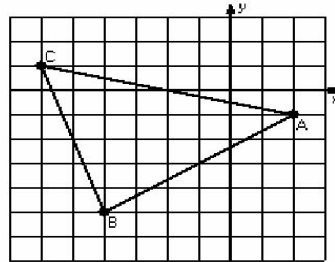
2) Dilation scale = 3, center D(4,1)



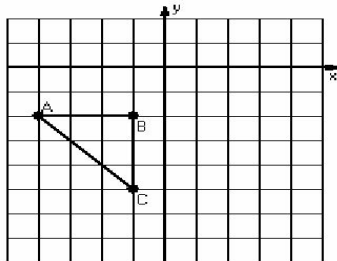
3) Dilation scale = 4, center D(-1,1)



4) Dilation scale = 1/2, center D(-2,1)



5) Dilation scale = 1/3, center D(2,-5)



6) Dilation scale = 1/4, center D(-2,-2)

