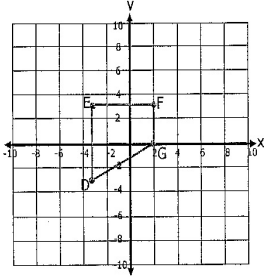
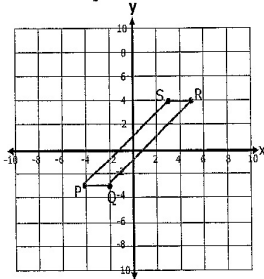


Name _____ Date _____

3. Graph the image of quadrilateral EFGD after a dilation with a scale factor of 3, centered at the origin.



4. Graph the image of quadrilateral PQRS after a dilation with a scale factor of 2, centered at the origin.

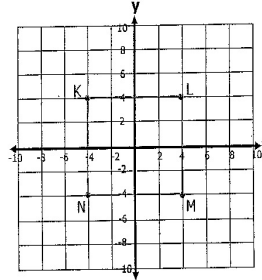


Name _____ Date _____

Dilations and Scale Factors - Independent Practice Worksheet

Complete all the problems.

1. Graph the image of rectangle KLMN after dilation with a scale factor of 2, centered at the origin.



2. Graph the image of rectangle PQRS after a dilation with a scale factor of 1/4, centered at the origin.

