







28 Printable Worksheets!





© 2014 Kindergarten Smarts



Heart Addition!
 Name: _____
 Directions: Add the two groups to find the sum.
 + 






Cupcake Subtraction!
 Name: _____
 Directions: Cross out the cupcakes to find how many are left.

 $6 - 3 = \square$


Heart Numbers!
 Name: _____
 Directions: Write the numbers in order.


How Many More to Make 10?
 Name: _____
 Directions: Count how many more you need to make ten on the 10 frame.
 $8 + \square = 10$
 $6 + \square = 10$

Adding Tens and Ones!
 Name: _____
 Directions: Write the numbers before and after.
 $\square + \square = \square$
 $\square + \square = \square$
 $\square + \square = \square$
 $\square + \square = \square$

I ♥ CVC Words!
 Name: _____
 Directions: Write the CVC word that matches the picture.
 

I ♥ Beginning Sounds!
 Name: _____
 Directions: Match the beginning sound to the picture.






Color by!
 Name: _____
 Directions: Color the picture.

COLOR CODE
 4 = RED
 5 = BROWN
 6 = PINK
 7 = BLUE
 8 = YELLOW