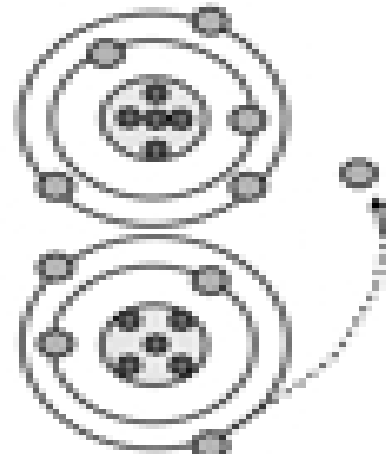
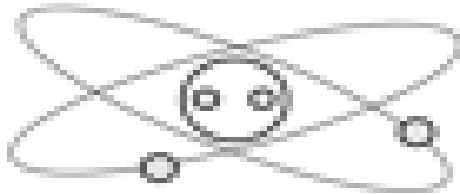


Name: \_\_\_\_\_


## What is Electricity?

**Directions:** Label the diagrams and answer the questions to show your understanding of how electricity works.

1. Label the parts of the atom and their charges.



2. This diagram shows \_\_\_\_\_



Label and explain what is happening in the conductor above.

\_\_\_\_\_

\_\_\_\_\_

\_\_\_\_\_

\_\_\_\_\_

3. Label and explain what is happening with the above two atoms.

\_\_\_\_\_

\_\_\_\_\_

\_\_\_\_\_

\_\_\_\_\_

4. All matter is made of \_\_\_\_\_.
5. Small particles in an atom have an \_\_\_\_\_ charge.
6. Electrons have a \_\_\_\_\_ charge.
7. Protons have a \_\_\_\_\_ charge.
8. Inner orbiting electrons are called \_\_\_\_\_.
9. Outer orbiting electrons are called \_\_\_\_\_.
10. We use wires to produce an orderly \_\_\_\_\_.