

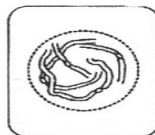
5. The drawing below has been made from a photograph showing a cell undergoing mitosis. Based on the drawing, in what stage of mitosis must the cell have been in?



6. The drawings A-E show stages of mitosis in an plant cell.



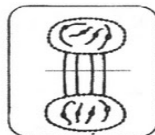
A



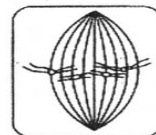
B



C



D



E

- (a) Which of the drawings A -E shows

- (i) interphase _____ (**DNA** is replicated)
- (ii) prophase _____ (**chromosomes** – 2 **sister chromatids** – shorten)
- (iii) metaphase _____ (**sister chromatids** line up)
- (iv) anaphase _____ (**sister chromatids** separate)

(v) telophase _____

Q6-A	10
Q6-B	4
Q6-C	20
Q6-D	20
Q6-E	10
Total Quizzes	59
Total Chapter-Chapter 6	207