



**Monkey Wrench**

But steady weather the week, you'll need to build shelter, navigate the journey, or defend yourself along the way.




**Crossroads**

Keep going and travel to the crossroads in this quilt. This nicknamed "steep" the ultimate Underground Railroad station was the last stop where slaves would board a boat to Canada.




**Leg Cabin**

Now've reached a safe house, keep going there you have found new friends who are friends of slaves.




**Bow Tie**

You've looking pretty tired. To disguise yourself as a freed slave, you'll need a change of clothes. The Bow Tie quilt block is a code to tell you someone will bring you new clothing.




**Flying Geese**

Follow the migrating geese north to Canada (and freedom).




**Overboard's Path**

Go back one square. This quilt block is a sign that slave hunters are near. Double back to hide them immediately.



**North Star**

Look to the stars to help you navigate the way. Follow the North Star to Canada.



**Tumbling Blocks**

The time has come to lay up your belongings. Your escape will be happening soon.