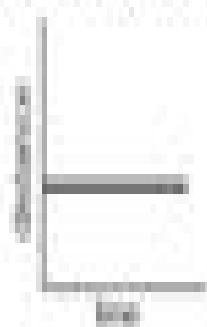


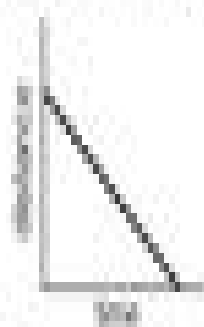
Each of the graphs on this page represents distance from an object as a function of time.

1. On the following graphs, distance, as labeled on the y-axis, refers to distance from an amusement park. Which graph best matches the following sentence?

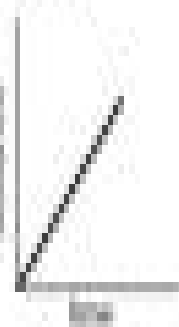
Hugo walked at a steady pace toward the amusement park.



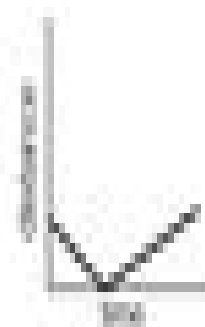
(a)



(b)



(c)



(d)

2. Describe a situation involving distance and time that could match each of the graphs that you did not choose as the answer to problem 1.