

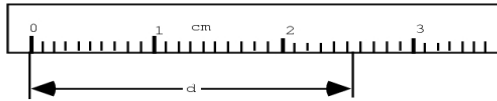
Physics 4A Measurement Worksheet

Introduction: This preliminary exercise (**Individualized, No Lab Partners**) is designed to provide a "hands-on" review of measurement, which will include: some familiar or unfamiliar instruments, some SI units, the measuring process, significant figures, derived quantities, and graphing. Before beginning this important exercise, please read the "Significant Figures", "Graphical Analysis Handout", "The Lab Manual Handout", and "The Vernier & Micrometer" handouts.

Part 1: Measurement & SI Units

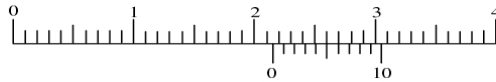
Directions: Measure the following quantities and report them in the indicated units. Be sure to report the correct number of significant figures.

- A. What is d in centimeters? $d =$ _____ cm

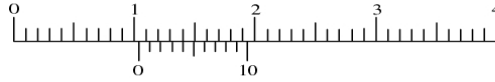


- B. During the semester, you will be using vernier calipers to measuring objects in centimeters (cm). Record the caliper reading shown below (*Each small division on the scale below is one mm.*) When you use the vernier calipers in the lab, make sure you read the correct scale since some of the calipers have both inch and centimeter scales.

1. _____ cm



2. _____ cm



3. _____ cm

