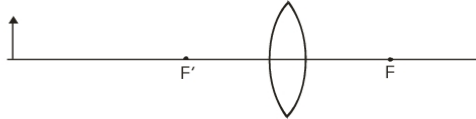


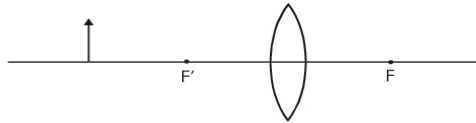
Ray Diagram Worksheet

1. For each of the diagrams below draw the appropriate rays to locate the image and state the image characteristics.

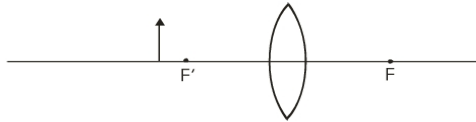
a.



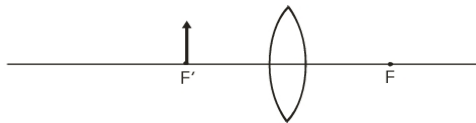
b.



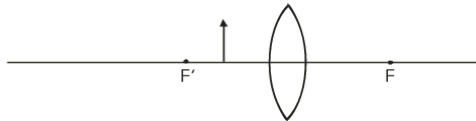
c.



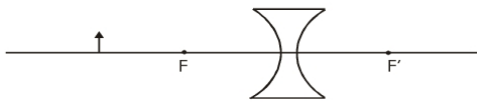
d.



e.



f.



g.

