



CLASSIFYING TRIANGLES BY THEIR SIDES



EQUILATERAL

All sides are
the same
length



ISOSCELES


Two sides are
the same
length



SCALED


All sides are
different
lengths

CLASSIFYING TRIANGLES BY THEIR ANGLES




ACUTE

All angles are
acute (less than
90 degrees)



OBTUSE

One obtuse
angle (greater
than 90 degrees)



RIGHT

One right
angle (equal to
90 degrees)