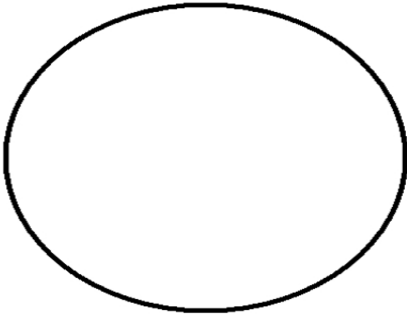
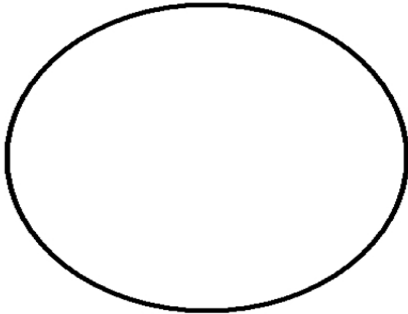
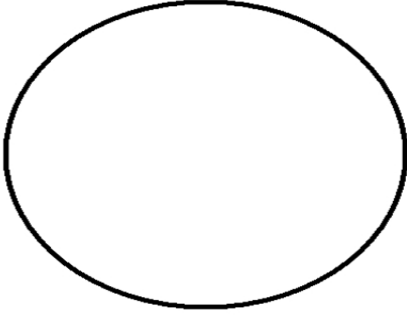


Name: \_\_\_\_\_ Date: \_\_\_\_\_  
Biology Meiosis Drawings

## Meiosis Drawings

**Directions:** Draw the movement of chromosomes during each phase of meiosis.

<b>1. Prophase I</b> 	<b>2. Metaphase I</b> 
<b>3. Anaphase I</b> 	<b>4. Telophase I</b> 