




























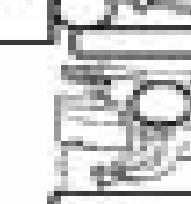








Activities

1. The first activity is a simple tag game. The teacher will choose a student to be the "it" and the rest of the class will be the "tagged" students. The "it" student will run around the room and tag the other students. When a student is tagged, they will have to run to the teacher and say "tagged". The teacher will then choose a new "it" student.

2. The second activity is a hopscotch game. The teacher will draw a hopscotch grid on the ground. The students will take turns jumping over the grid. The student who makes it through the grid without falling will be the winner.

3. The third activity is a tag game. The teacher will choose a student to be the "it" and the rest of the class will be the "tagged" students. The "it" student will run around the room and tag the other students. When a student is tagged, they will have to run to the teacher and say "tagged". The teacher will then choose a new "it" student.

4. The fourth activity is a tag game. The teacher will choose a student to be the "it" and the rest of the class will be the "tagged" students. The "it" student will run around the room and tag the other students. When a student is tagged, they will have to run to the teacher and say "tagged". The teacher will then choose a new "it" student.

5. The fifth activity is a tag game. The teacher will choose a student to be the "it" and the rest of the class will be the "tagged" students. The "it" student will run around the room and tag the other students. When a student is tagged, they will have to run to the teacher and say "tagged". The teacher will then choose a new "it" student.

6. The sixth activity is a tag game. The teacher will choose a student to be the "it" and the rest of the class will be the "tagged" students. The "it" student will run around the room and tag the other students. When a student is tagged, they will have to run to the teacher and say "tagged". The teacher will then choose a new "it" student.

7. The seventh activity is a tag game. The teacher will choose a student to be the "it" and the rest of the class will be the "tagged" students. The "it" student will run around the room and tag the other students. When a student is tagged, they will have to run to the teacher and say "tagged". The teacher will then choose a new "it" student.

8. The eighth activity is a tag game. The teacher will choose a student to be the "it" and the rest of the class will be the "tagged" students. The "it" student will run around the room and tag the other students. When a student is tagged, they will have to run to the teacher and say "tagged". The teacher will then choose a new "it" student.

9. The ninth activity is a tag game. The teacher will choose a student to be the "it" and the rest of the class will be the "tagged" students. The "it" student will run around the room and tag the other students. When a student is tagged, they will have to run to the teacher and say "tagged". The teacher will then choose a new "it" student.

10. The tenth activity is a tag game. The teacher will choose a student to be the "it" and the rest of the class will be the "tagged" students. The "it" student will run around the room and tag the other students. When a student is tagged, they will have to run to the teacher and say "tagged". The teacher will then choose a new "it" student.