



# HALLOWEEN FUN

These worksheets are made with the intention to use a child to draw or cut or colour or make or create. It can be completed in groups or with an adult. It can be used for parties or events or just at home.




**Tag with your friends.**  
**Trick or treat, trick or treat.**  
 Trick or treat, trick or treat,  
 Give us some candy please.  
 Trick or treat, trick or treat,  
 Give us some candy please.



1. Draw a line from the boy to the witch.  
 2. Do not cross any lines.  
 3. Do not touch any lines.  
 4. Do not go back on any lines.  
 5. Do not go outside the lines.  
 6. Do not go in any loops.  
 7. Do not go in any circles.  
 8. Do not go in any squares.  
 9. Do not go in any rectangles.  
 10. Do not go in any triangles.  
 11. Do not go in any diamonds.  
 12. Do not go in any hexagons.  
 13. Do not go in any octagons.  
 14. Do not go in any decagons.  
 15. Do not go in any dodecagons.

**How to play:**  
 Draw a line from the boy to the witch.



Name: \_\_\_\_\_

Name: \_\_\_\_\_  
 Name: \_\_\_\_\_  
 Name: \_\_\_\_\_  
 Name: \_\_\_\_\_