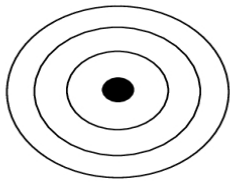


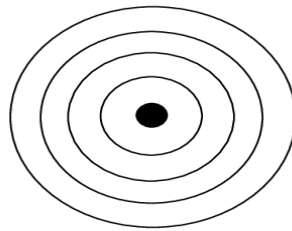
Name: \_\_\_\_\_  
Date: \_\_\_\_\_  
Period: \_\_\_\_\_

### Bohr Model Practice

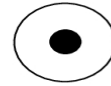
For each element, write the total number of electrons on the line. Then color the correct number of electrons for each orbit. Remember, fill the orbit closest to the nucleus first, but never exceed the number each orbit can hold. Check the Periodic Table to find out how many electrons each element actually has.



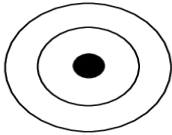
Sodium (Na) \_\_\_\_\_



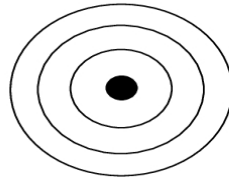
Potassium (K) \_\_\_\_\_



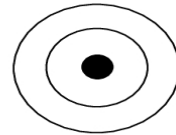
Hydrogen (H) \_\_\_\_\_



Carbon (C) \_\_\_\_\_



Silicon (Si) \_\_\_\_\_



Oxygen (O) \_\_\_\_\_