




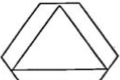

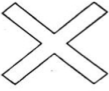








Traffic Signs, Signals, and Roadway Markings

Identify all of the signs and pavement marking in the worksheet below (type in the most appropriate response in the open spaces below). After completing the assignment, save the file as a .rtf file and send your responses to the signs, signals, and pavements markings to safety@siu.edu

| Sign/Marking | Your response | Sign/Marking | Your Response |
|--|---------------|---|---------------|
| Black on Yellow  | | Black on Orange  | |
| A. Green B. Blue C. Brown  | | Black on White  | |
| Red on White  | | Orange and Red  | |
| Black on Yellow  | | Black on White  | |
| Black on White  | |  | |
|  | |  | |
|  | |  | |