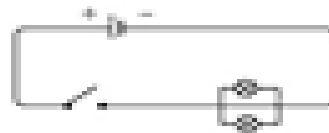




Switching circuits


Background knowledge

A simple circuit diagram often looks like a rectangle. It shows how the loads, batteries, wires, and switches are linked together, and how the circuit is organized.





Science activity

Look at the two pictures of circuits.



Draw a circuit diagram for each of the circuits shown.



What will happen in the second circuit when the switch is off and when it is on?

Science investigation

⚠ Take extra care - ask an adult to supervise you.
Using 3x5 cards, create a game to teach your friends about circuits. Draw different parts of the circuit on each card. One card can be a lamp and another can be a connecting wire. Players can pick cards and the first player with enough cards to make a complete circuit wins. Try the game out with your family and friends.