











### Perfect Squares Chart

| Dimensions | Model   | Square    | Square Root    |
|------------|---|-----------|----------------|
| 1 x 1      |    | $1^2 = 1$ | $\sqrt{1} = 1$ |
| 2 x 2      |    | $2^2 = 4$ | $\sqrt{4} = 2$ |
|            |    |           |                |
|            |    |           |                |
|            |    |           |                |
|            |    |           |                |
|            |    |           |                |
|            |   |           |                |
|            |  |           |                |
|            |  |           |                |