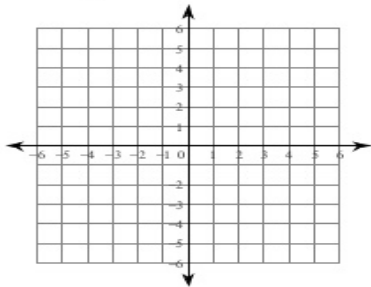


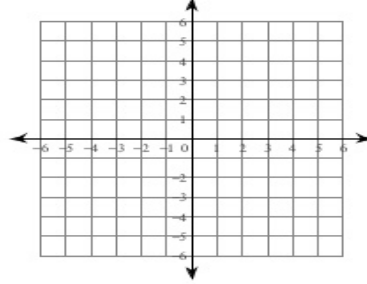
**Graphing Lines**

Sketch the graph of each line.

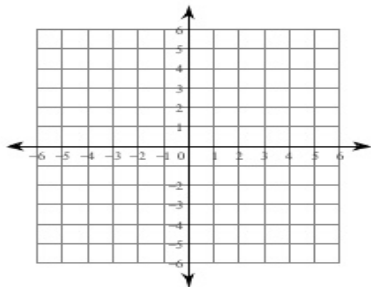
1)  $y = -\frac{1}{5}x - 2$



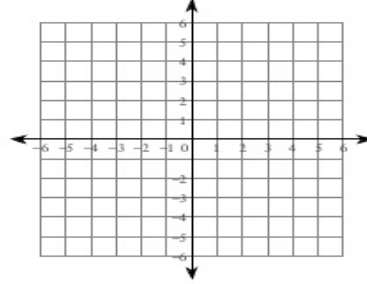
2)  $y = -5x - 1$



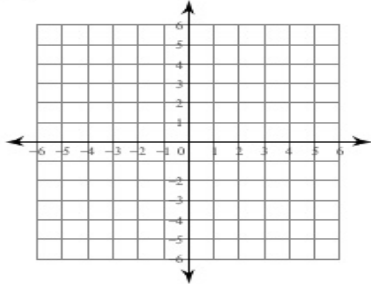
3)  $y = -\frac{5}{2}x$



4)  $y = -7x + 3$



5)  $y = 2x - 5$



6)  $y = -6x + 1$

