





# FLOW CHART

Most of us use a loose form of the scientific method to solve everyday problems. For each of the problems and observations below, develop a hypothesis to explain what's happening. Then describe how you might test your theory with a simple experiment.

 <b>PROBLEM ▶</b>	 <b>OBSERVATION ▶</b>	 <b>HYPOTHESIS ▶</b>	 <b>EXPERIMENT</b>
<p>Your cat rejects a can of tuna cat food.</p>	<p>She ate the can of chicken flavored food you fed her last night, and the beef food from the night before.</p>	<p>.....</p> <p>.....</p> <p>.....</p> <p>.....</p> <p>.....</p>	<p>.....</p> <p>.....</p> <p>.....</p> <p>.....</p> <p>.....</p>
<p>Your bedroom air conditioner blows very cold air at night, but only cool air during the day.</p>	<p>Your bedroom gets lots of direct sunlight all day long.</p>	<p>.....</p> <p>.....</p> <p>.....</p> <p>.....</p> <p>.....</p>	<p>.....</p> <p>.....</p> <p>.....</p> <p>.....</p> <p>.....</p>
<p>You're talking on your cell phone in your bedroom, when suddenly the reception goes bad for a minute.</p>	<p>Just before the reception clears up, you hear the microwave beep in the kitchen.</p>	<p>.....</p> <p>.....</p> <p>.....</p> <p>.....</p> <p>.....</p>	<p>.....</p> <p>.....</p> <p>.....</p> <p>.....</p> <p>.....</p>