



























Favorite fruits

This table shows the favorite fruits of a class of children.

grapes								
strawberries								
bananas								
cherries								
oranges								
apples								

Number of children

How many preferred each fruit?



Which fruit? Draw.



Say and draw.

The fruit chosen most often is

The fruit chosen least often is

More children chose

than

My favorite is