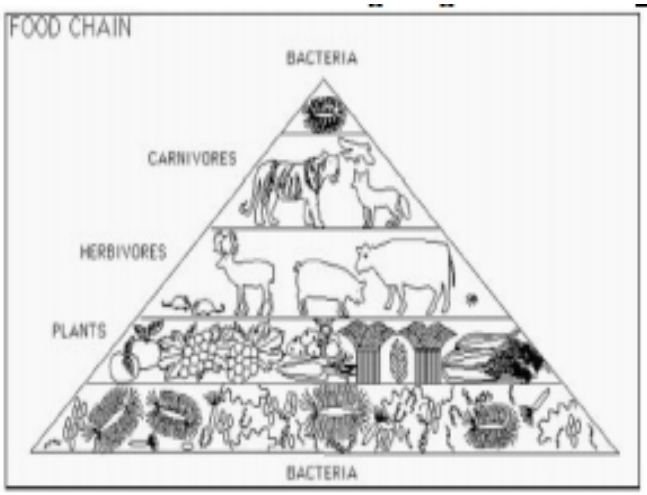
FOOD CHAIN
BACTERIA
CARNIVORES
HERBIVORES
PLANTS
BACTERIA


Tertiary consumers
10 J
Secondary consumers
100 J
Primary consumers
1,000 J
Primary producers
10,000 J
1,000,000 J of sunlight

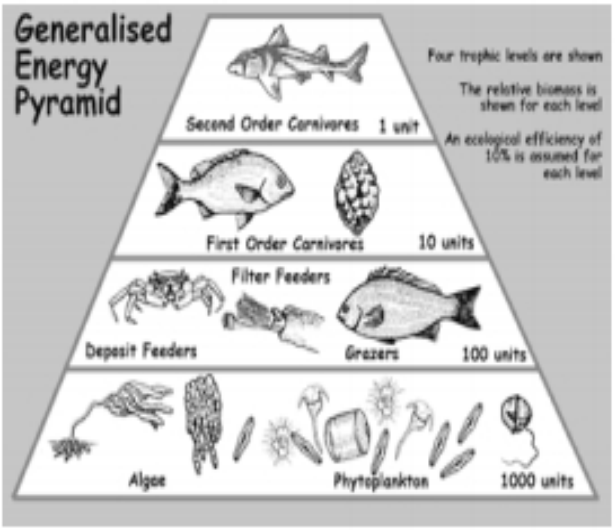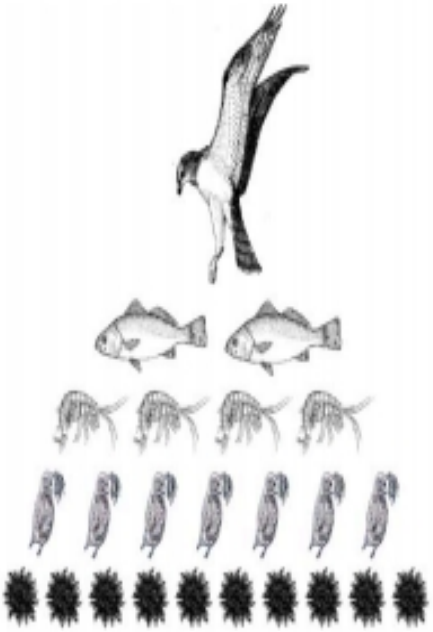
Generalised Energy Pyramid
Four trophic levels are shown
The relative biomass is shown for each level
An ecological efficiency of 10% is assumed for each level
Second Order Carnivores
1 unit
First Order Carnivores
10 units
Filter Feeders
Deposit Feeders
Grazers
100 units
Algae
Phytoplankton
1000 units