








4th Grade Elapsed Time

60 – 70 minutes

 Focus	"30 minutes or it's free" A short story is told in which pizza is ordered. Using the Smartboard, the details are recorded. The student determines whether the pizza is free or if they have to pay. Relate this real-world experience to elapsed time.	5 minutes
 Direct Instruction (Part 1)	Going Forward or Backward in Time A problem is read and the main idea determined. A simple picture is drawn to represent the details. The SEE chart is completed and the arrow drawn.	5 minutes
 Group Work (Part 1)	Going Forward or Backward in Time The students will find the main idea, match up the correct picture, fill in the SEE chart and draw the arrow on 4 problems.	10 minutes
 Direct Instruction (Part 2)	Mountains and Hills The teacher will complete the problem begun in Part 1 using the "mountain and hill" strategy. The "how" will be completed.	5 minutes
 Group Work (Part 2)	Mountains and Hills The students will complete two problems using sticker "mountains" and "hills."	5 minutes
 Independent Practice	The Saturday Supreme The students will spin for a problem number, work the problem, and receive a "pepperoni" for their Saturday Supreme pizza.	25 - 30 minutes
 Wrap-up Celebration	Let's Make a Pizza! The students will orally provide the answers to a "missing word" activity. They will get to put toppings on a Smartboard pizza for the correct word.	5 minutes