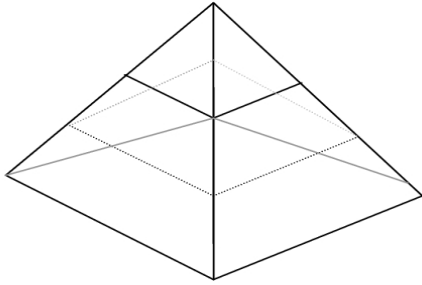


**ENERGY PYRAMID, BIOMASS PYRAMID, AND PYRAMID OF NUMBERS**

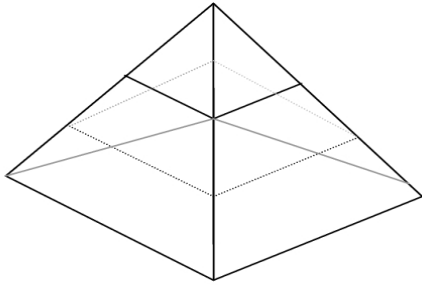
Using the pyramids below, draw an energy pyramid, biomass pyramid, and pyramid of numbers for a four step food chain (you may use any 4 organisms you would like, but use different organisms for each type of pyramid). Provide a brief description of what the pyramid is depicting. Then answer the question(s) relating to the type of pyramid you have drawn. Be sure to use lots of color!!!



**TYPE: ENERGY PYRAMID**

DESCRIPTION:

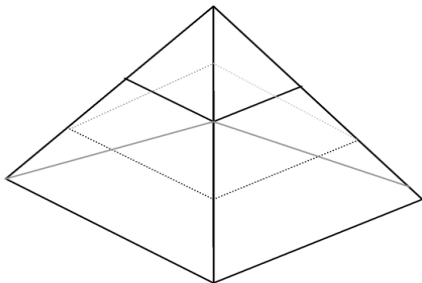
HOW MUCH OF THE ENERGY THAT IS AVAILABLE AT ONE TROPHIC LEVEL OF THE PYRAMID IS TRANSFERRED TO ORGANISMS AT THE NEXT TROPHIC LEVEL?



**TYPE: BIOMASS PYRAMID**

DESCRIPTION:

IF THERE ARE 1500 GRAMS OF BIOMASS AT THE BOTTEM OF YOUR BIOMASS PYRAMID, HOW MANY GRAMS OF BIOMASS WOULD BE REPRESENTED BY THE TOP LEVEL OF THE PYRAMID?



**TYPE: PYRAMID OF NUMBERS**

DESCRIPTION:

EXPLAIN WHY ARE THERE MORE ANIMALS DEPICTED ON THE BOTTEM OF YOUR PYRAMID OF NUMBERS THAN THERE ARE AT THE TOP LEVEL?